

Discover Kindergarten in Limestone




**We're Putting
Wellness First**



**We're Turning
Innovation into Action**



**We're Committed
to Collaboration**





The Limestone District School Board is situated on traditional territories of the Anishinaabe and Haudenosaunee.



**We're Putting
Wellness First**



**We're Turning
Innovation into Action**



**We're Committed
to Collaboration**



Molly Brant Elementary School

Anything is Possible!

Our virtual open house

Our Team



Mrs. Byers



Mrs. Purvis



Ms. Gordon



Mrs. Dos Santos

Our Team




Ms. Bocking



Ms. St. John




Mrs. Sharpe

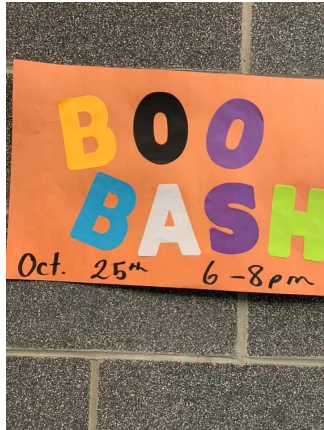


Ms. Norman

Our school




School Events Hosted by Parent Council



Boo Bash



Pancake and
Pyjamas Breakfast



Spaghetti Dinner
and Dance



Movie Night

What is Kindergarten

- A child-centered two-year program
- Families and schools are partners in building a strong foundation for learning
- An intentional, planned program that promotes the physical, social, emotional, and cognitive development of all children
- Play and inquiry are key learning approaches to build on children's natural curiosity
- Knowledgeable, responsive, and reflective teams of educators that include Ontario Certified Teachers and Early Childhood Educators

We see all students as competent, capable, curious, and full of potential.

Arrival (Outdoor Supervision)	8:05-8:20
Entry Bell	8:20
Learning Periods 1 and 2	8:20-10:00
Nutrition Break #1 (Snack and Recess)	10:00-10:40
Learning Periods 3 and 4	10:40-12:20
Nutrition Break #2 (Snack and Recess)	12:20-1:00
Learning Periods 5 and 6	1:00-2:40
Dismissal	2:40

The School Day

Our school operates on a Balanced Day schedule.



Nutrition Breaks

What are they?

20 minutes of eating and 20 minutes of recess

What to pack?

KFL&A Public Health has an excellent resource packed with ideas and information for packing your child's lunch for school: [School Lunches and Nutrition Breaks](#)

Pack your child a water bottle to refill throughout the day.

Practise with your child so they can open and close lunch containers and lunch bags.

Idea: Over the summer, help your child practise school nutrition breaks using their lunch containers and making healthy choices of what to eat.



What does my child need?

- Indoor shoes with velcro straps for the classroom and the gym (these shoes will stay at school)
- Outdoor footwear appropriate for the weather (shoes with velcro straps, rain boots, warm winter boots)
- A refillable water bottle
- Complete change of clothing (including undergarments and socks) in a labelled plastic bag - these items stay at school or in backpack
- Lunch bag
- Backpack large enough to carry: lunch bag, extra clothing, library book, communication bag/book, extra mittens/hats in winter

Make sure all items are clearly labelled with your child's name.

Arriving at school

- Drop-off is to the Kindergarten yard (8:05-8:20 a.m.)
- Pick-up is from the Kindergarten yard at 2:40 p.m.
- For the safety of all children, we ask that families drop off and pick up children at the gate.
- If you need to pick your child up early, or if you arrive after school has started, please go to the main office to sign them in or out.





What's next?

- Make sure you have completed the [Online Student Registration Application](#) through the LDSB website.
- Complete and return the Student Information Form and Kindergarten Profile Page (these forms will be mailed to you with a pre-addressed and stamped return envelope).
- When possible, consider having your child's hearing and vision checked if it hasn't been done recently.

What you can do now

- Talk with your child, ask questions, explore together.
- Read stories to your child every day. Talk about ideas and information in the stories.
- Encourage your child to make decisions by offering choices. Encourage your child to solve everyday problems.
- Encourage your child to experiment with writing and drawing. Help your child to recognize their own name in print.
- Offer opportunities for your child to walk, stretch, hop, jump, run, dance, skip or swing -- both inside and outdoors.
- Help your child to learn and follow routines by establishing consistent routines (e.g., using the toilet, putting away toys, hanging up outdoor clothing).
- Encourage your child to practice buttoning, zipping zippers, tying shoelaces, and using child-safe scissors

Preparing for Kindergarten

Here are some links you may find helpful in preparing you and your child for Kindergarten.



[Full-Day Kindergarten](#)

[Early Speech and Language Activities](#)

[Communication Milestones](#)

[KFL&A Let's Go to Kindergarten \(English\)](#)

[KFL&A Let's Go to Kindergarten \(French\)](#)

[Packing Healthy School Lunches and Snacks FAQs](#)

Community Resources

Here are some community resources you may find helpful.

[Early Expressions Preschool Speech and Language](#)

[Kingston Frontenac Public Library](#)

[Maltby Centre - Mental Health & Autism Services for Children and Youth](#)

[Community Living Kingston & District](#)

[Kingston Military Family Resource Centre \(KMFRFC\)](#)



We can't wait to meet you!

